

Ludger

oligosaccharide, ensure that the cap lining is also rinsed and centrifuge the reconstituted vial briefly before use. Ensure that any glass, plasticware or solvents used are free of glycosidases and environmental carbohydrates.

Safety: This product is non-hazardous and has been purified from natural sources certified to be free of all hazardous material including pathogenic biological agents.

For research use only. Not for human or drug use

Related Products

Ludger Cat. No.	Description
CN-A2-x	A2 Glycan (di-sialylated parent of NA2 glycan)
CN-A1-x	A1 Glycan (mono-sialylated parent of NA2 glycan)
CN-NA2-x	NA2 Glycan (di-galactosylated parent of NGA2 glycan)
CN-M3N2-x	M3N2 Glycan (a substructure of NGA2 glycan)

Warranties and liabilities

Ludger warrants that the above product conforms to the attached analytical documents. Should the product fail for reasons other than through misuse Ludger will, at its option, replace free of charge or refund the purchase price. This warranty is exclusive and Ludger makes no other warranties, expressed or implied, including any implied conditions or warranties of merchantability or fitness for any particular purpose.

Ludger shall not be liable for any incidental, consequential or contingent damages.

This product is intended for *in vitro* research only.

Document # 'CN-NGA2-Guide', revision 1.2

Ludger™

Certificate of Analysis

NGA2 Glycan

Cat. # : CN-NGA2-10U

Lot # : A35U-04

Size : 10 µg

Purity: > 90% pure as assessed by a combination of $^1\text{H-NMR}$ (see Fig 1) and HPLC.

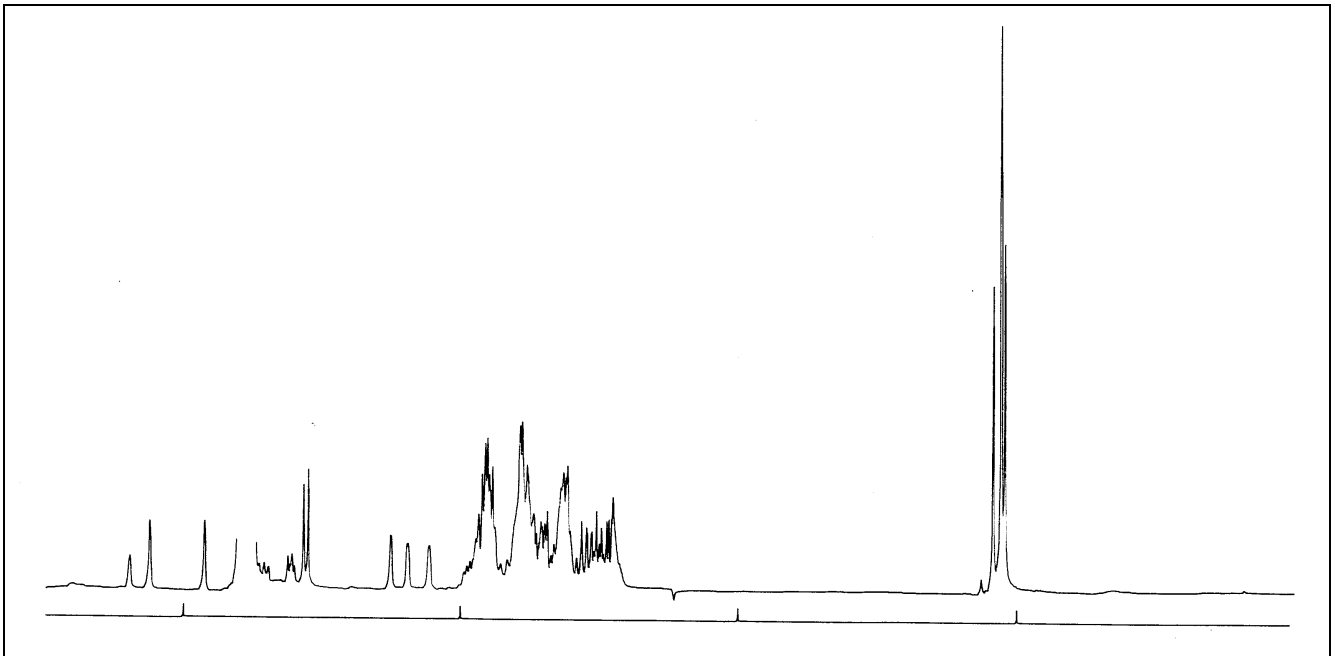
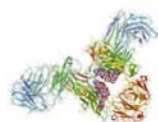


Figure 1 : 500 MHz $^1\text{H-NMR}$ of NGA2 Glycan (Cat. No.CN-NGA2-10U, Lot No. A35U-04)



Ludger

Certificate of Analysis

NGA2 Glycan

Cat. #: CN-NGA2-10U

Lot #: A68T-01

Size : 10 µg

Purity: > 90% pure as assessed by $^1\text{H-NMR}$ (see Fig 1) and HPLC.

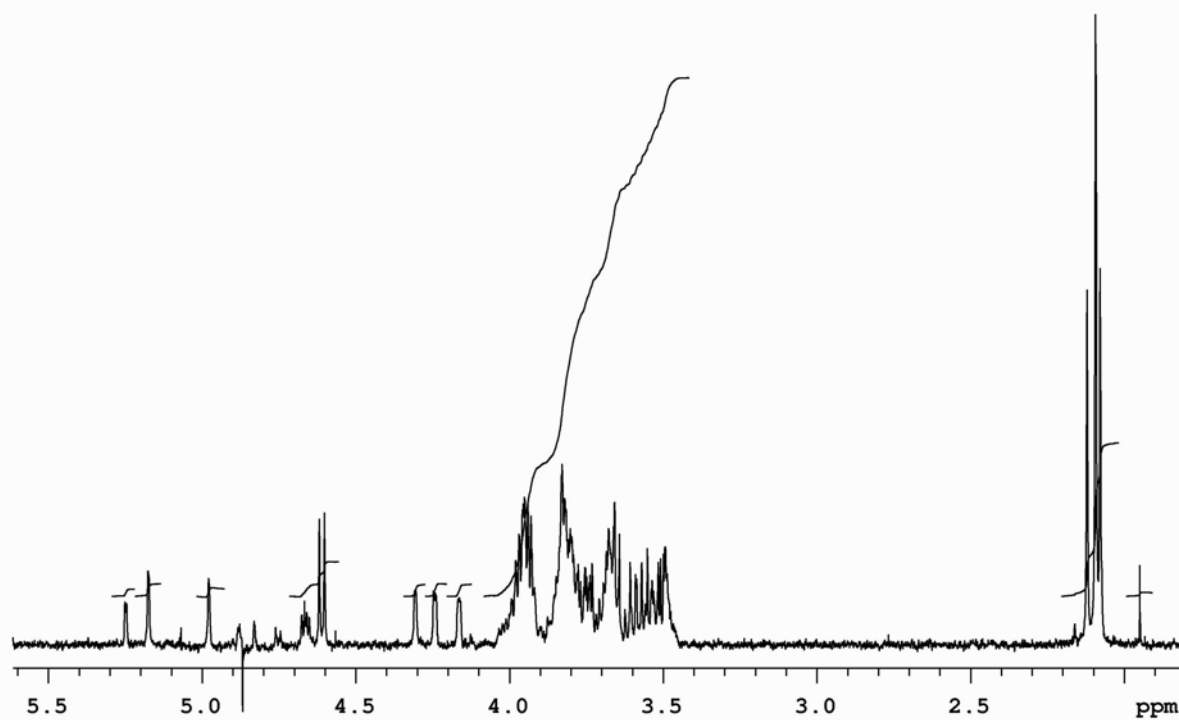


Figure 1 : 500 MHz $^1\text{H-NMR}$ of NGA2 Glycan (Cat. No.CN-NGA2-10U, Lot No. A68T-01)