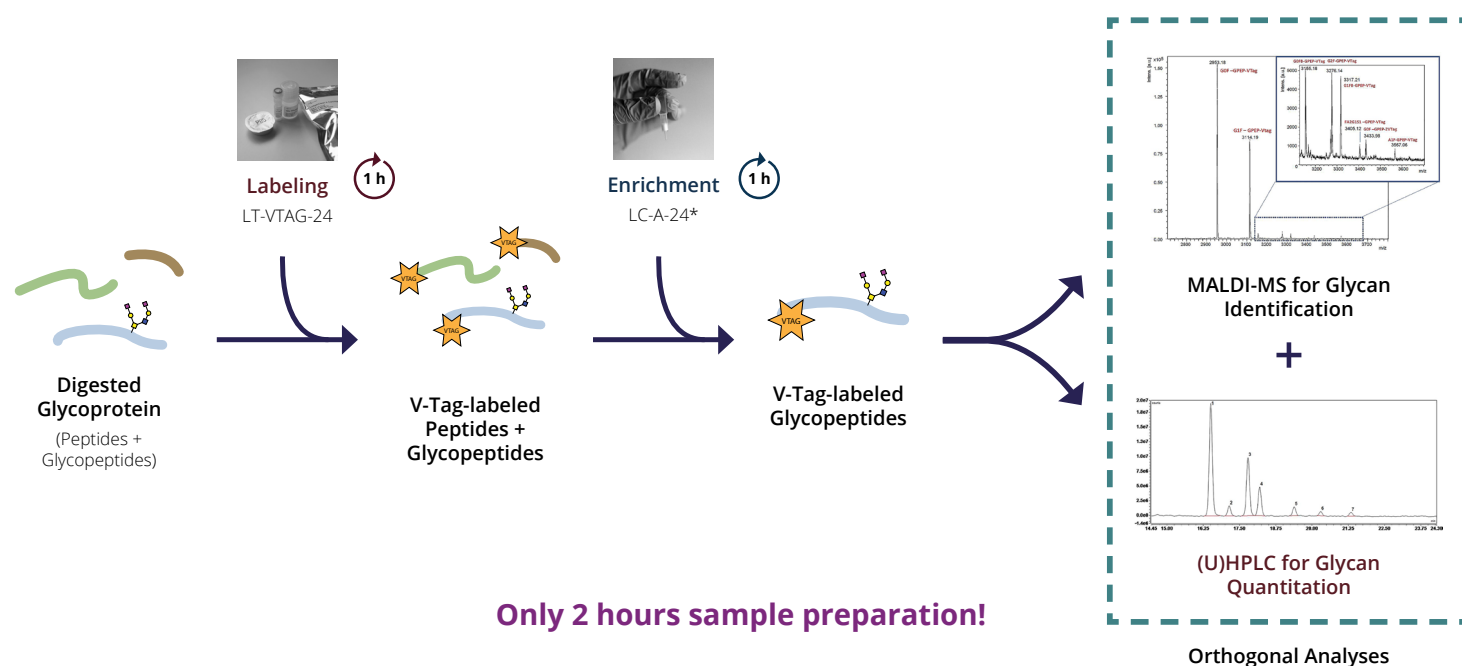


Ludger Vtag Glycopeptide Analysis Kit

Prepare your glycopeptide samples from IgG mAb in only 2 hours



The **Ludger V-Tag system** is designed for the **analysis of glycopeptides** generated from the digestion of therapeutic glycoproteins such as **monoclonal antibodies (mAb)**. It is comprised of two steps which can be **completed in 2 hours** (see workflow below). The first step involves the labeling of peptides and glycopeptides in a protease digest using a novel fluorophore that has been synthesized from 2-amino-1-naphthalenesulfonic acid. The second step is the enrichment and clean-up of the labeled glycopeptides using a hydrophilic interaction liquid chromatography (HILIC) cartridge.



* A pack of LC-A-24 is included in the LT-VTAG-24 kit. However, this product can also be purchased separately.

Benefits:

- **Integrates with Peptide Mapping Workflow** without requiring extra steps for glycan release.
- **Minimal Sample Amount** - As little as 10 µg of glycoprotein (IgG) is required.
- **Glycopeptides are enriched without degradation** to preserve the glycosylation patterns and structures
- **Quick turn-around** - labeling and glycopeptide enrichment is completed in 2 hours
- **Orthogonal Analysis** - V-Tag labeled glycopeptides can be analysed by MALDI-MS and (U)HPLC to give you reliable glycan identification and quantitation
- **Validated for GMP Labs** - Validated to ICH Q2(R1) standards and tested in GMP level glycoprofiling labs
- **Reliable mAb Glycoprofiling** - Provides data comparable to gold-standard glycoprofiling methods based on 2-AB or 2-AA labeling
- **Automatable for High-Throughput Studies** - The procedure is scalable and compatible with 96-well plate-based assays, enabling high-throughput studies using a liquid-handling robot

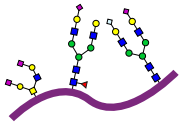
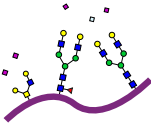

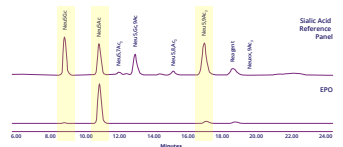
LudgerTag™ Quantitative Sialic Acid Labeling Kit

New Product: available now in 96-sample format



We are pleased to announce the launch of a **new size** LudgerTag™ DMB Sialic Acid Release & Labeling Kit (**LT-KDMB-96**).

This kit has been developed for the **quantitative analysis of sialic acids** and contains all the reagents necessary for the release of sialic acids from glycoproteins and their conjugation with DMB dye by an amination-cyclization reaction. Its larger kit size is ideal **for high-throughput automated workflows** used for the **analysis of biological samples** such as blood serum or plasma (see our workflow below).

Preparation**	Release	Labelling	RP-HPLC Analysis		Results
					Regulatory compliance during the quality control of biopharmaceuticals: 1) Drug safety and efficacy 2) Batch-to-batch consistency
Sample aliquots in a vacuum-centrifuge for 1-2hrs	LT-KDMB-96 2M acetic acid @80°C for 2hrs	LT-KDMB-96 DMB @50°C for 3hrs	LS-R1-4.6x150 25 µL for 30 min	LS-UR2-2.1x100 5 µL for 15 min	
Standards & Controls (run with your samples)					Key Indicators
Fetuin glycoprotein standard GCP-FET-50U-X4		N-acetylneuraminic acid quantitative standards CM-NEU-AC-01 N-glycolyneuraminic acid quantitative standards CM-NEU-GC-01			Neu5AC & Neu5Gc amounts in nmol/mg of protein
A2G2S2 glycopeptide standard BQ-GPEP-A2G2S2-10U		N-acetylneuraminic acid qualitative standard CM-NEU5,9AC2-01 Sialic acid reference panel CM-SRP-01-C			Relative proportions of Neu5,9,Ac2

**Not all sample types require drying (Preparation). E. g. blood plasma and serum samples can be analyzed directly.

For more information about this product, please visit our website or contact info@ludger.com.

Ludger at Boston Bioprocess International 2023

Dr Radoslaw Kozak, Head of Glycan Analysis Services, will be attending BioProcess International Conference & Exhibition on **September 19th-21st 2023** in **Boston**, Massachusetts, USA. Rad will be presenting a poster describing a comprehensive strategy for the **analysis of glycosylation**, designed to satisfy the regulatory requirements outlined by EMA, FDA and ICH Q6B guidelines and ensure the potency and clinical safety of the biopharmaceutical. The strategy involves orthogonal techniques: total N-glycan profiling and quantitative analysis of neutral monosaccharides and sialic acids, where a mAb is used as a model glycoprotein and this workflow can be applied throughout a biopharmaceutical's product life cycle.

BioProcess International

September 18-21, 2023
Boston Convention and Exhibition Center

[Click here](#) for more information on this event. Rad's poster will be available online after the event. Find this and other scientific posters presented by our scientists on [our resources webpage](#).

Please **contact us** if you would like to meet Rad at the event or would like him to stop by for a discussion. He will be visiting clients and partners in the East Coast from the **18th to the 22nd of September**.

Join our Glycotechnology News Service

Subscribe

www.ludger.com



info@ludger.com