

Thank you for your loyalty and support

Happy New Year 2023!



Ludger at GlycoBioTec 2023 & ECCO 23



HARNACK HOUSE
CONFERENCE VENUE OF THE MAX PLANCK SOCIETY

Harnack House in Berlin, Germany– 17th to 19th Jan 2023

We are proud to be one of the sponsors of GlycoBioTec 2023!

Dr Cheeseman (Scientist) will be attending the conference and will present a poster titled *"Neu5Ac and Neu5,9Ac2 in Human Plasma: Potential Biomarkers for Cardiovascular Disease"*.

Please **contact us** if you will also be attending and would like to meet us during this conference. For more information on GlycoBioTec 2023, [click here](#).

Meet us at the **18th Congress of ECCO** in Copenhagen, Denmark where **Ms Elgood-Hunt** (Bioinformatician) is presenting her work on *"Plasma N-glycan Biomarkers Predict Patient Response to Vedolizumab Treatment for Crohn's Disease"*.

The study identifies multiple **N-glycans as indicators of future response to Vedolizumab treatment**, with the potential to guide clinicians in determining the most appropriate form of treatment for Crohn's Disease patients.

Watch this space to find out more about our exciting IBD projects or sign-up to our [Glycotechnology News](#) service for regular updates on R&D and medical glycomics projects at Ludger.



**European
Crohn's and Colitis
Organisation**

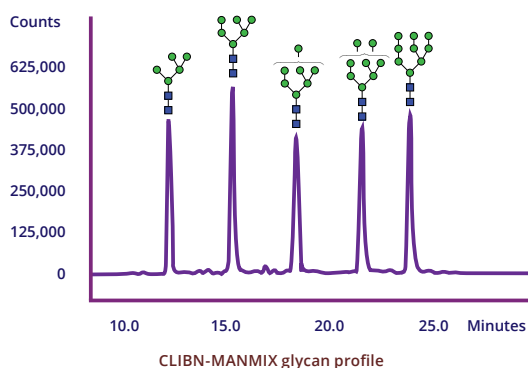
INFLAMMATORY BOWEL DISEASES

18TH CONGRESS OF ECCO

MARCH 1-4, 2023
COPENHAGEN, DENMARK

High Mannose library standard is now available

Ludger's High Mannose mix contains five oligomannose N-glycans standards (see figure below). This glycan library has **quality control** biopharmaceutical applications such as **half-life monitoring** of biotherapeutics (e.g., **MABs**) and **cell culture** health assessment from truncated glycosylation identification. Additional applications of the standard include:



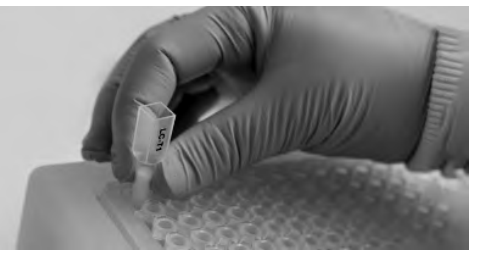
- **Reference standard** for therapeutic monoclonal antibodies and biotherapeutics.
- **Process control** to assess the performance of a glycan labelling protocol.
- **System suitability** standard to test analytical platform performance.

Our standards are supported by complete documentation. The certificate of analysis contains the results from the testing used to characterise the material across a complete range of quality characteristics. The standards are available in 10µg and 20µg quantities.

Please visit our feature pages for information on [CLIBN-MANMIX-10U](#) or [CLIBN-MANMIX-20U](#) and **contact us** for any technical or quotation enquires.

LudgerClean™ T1 cartridges

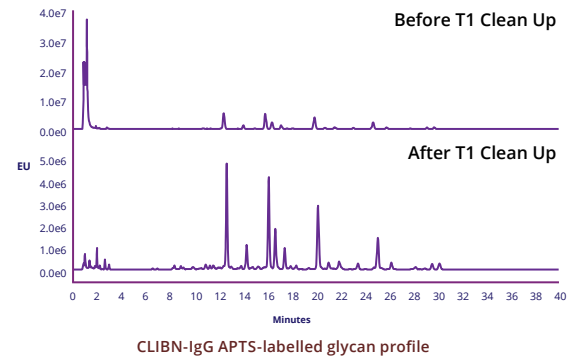
Use for high-throughput post-labelling clean-up



LudgerClean™ T1 cartridges remove excess dye from N- & O-glycan samples **enhancing peaks readings** and **increasing the efficiency and longevity of HPLC columns**.

Features:

- Suitable for **high throughput** workflows
- **Vacuum-manifold** compatible
- **GMP validated**
- **Versatility:** effective with 2-AB, 2-AA, and APTS-labelled samples
- 1 to 96 samples
- **30-minute** purification



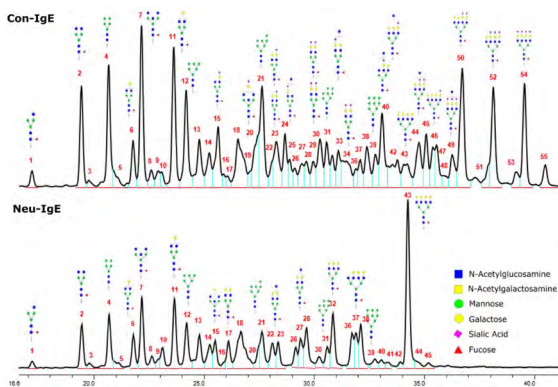
We recommend following the workflow below for best results.



[Click here](#) for more information on how to use LC-T1 cartridges or [contact us](#) for pricing or technical enquiries.

Article published on the *Generation and Characterization of Native and Sialic Acid-Deficient IgE*

Ludger is proud to announce our on-going collaboration with **King's College London** which has led to successfully publishing an article describing the **generation, glyco-profiling and functional analysis of native and sialic acid-deficient glyco-engineered human IgE**.



HPLC-FD chromatograms for Con-IgE and Neu-IgE, with suggested glycan structures assigned to main peaks based on m/z masses and predicted monosaccharide compositions.

The study was led by **Dr Crescioli** and **Prof. Karagiannis** at KCL and **Dr Gardner** and **Dr Spencer** (Ludger) contributed to the glyco-profiling aspects of the study where recombinant anti-cancer IgE proteins were N-glycan profiled at Ludger. The N-glycan analysis was performed using Ludger's system of procainamide labelling (**LT-KPROC-VP24**) of PNGase F (**LZ-rPNGaseF-kit**) released glycans enabling excellent fluorescence detection and concurrent online mass spectrometry. The article presents details on **full characterization of paired sialic acid-deficient (Neu-IgE) and native IgE (Con-IgE) variants** including structural and glycan profile comparisons as well as functionality in cell-based assays (see the chromatogram on the left).

For more information on this article, please visit [this link](#).

Contact info@ludger.com to set up a research collaboration with us, request any technical support or place an order.

Join our Glycotechnology News Service

Subscribe

www.ludger.com



info@ludger.com