

Ludger

Certificate of Analysis

Fetuin Glycan Library

Cat. # : CLIBN-FETUIN-01

Lot # : A6CK-01

Size : ~25 µg

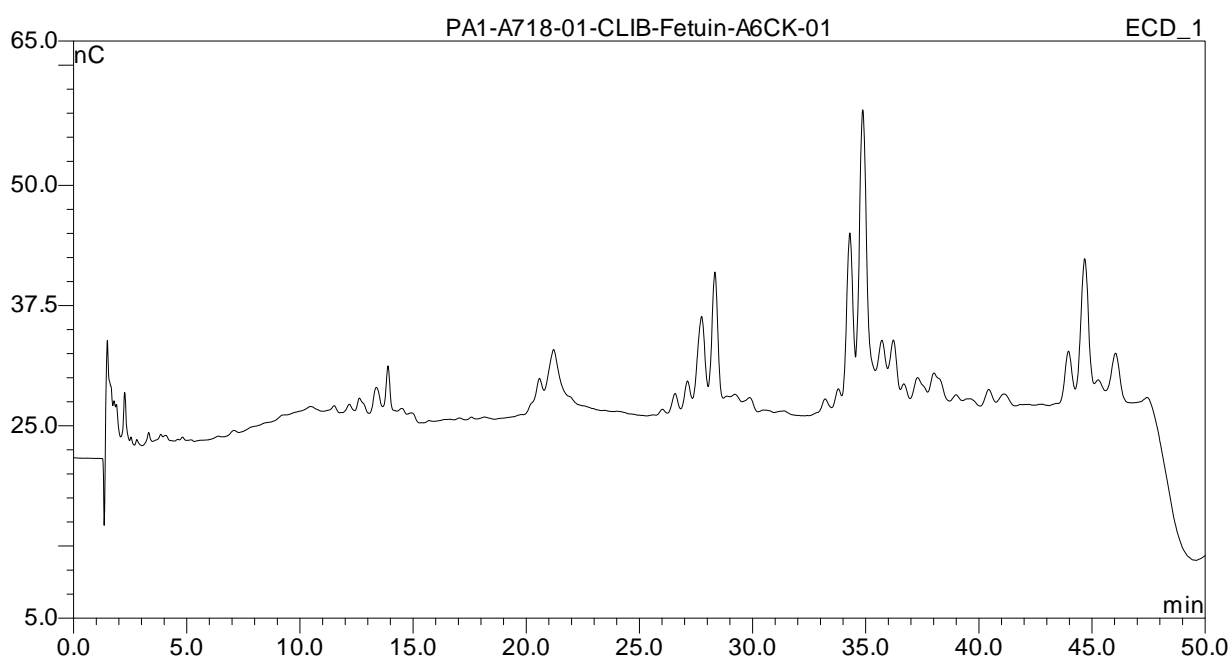
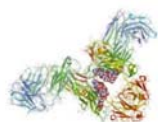


Figure 1 : HPAE-PAD Profile of Fetuin Glycans (Cat. No. CLIBN-FETUIN-01 Lot No. A6CK-01)



Ludger

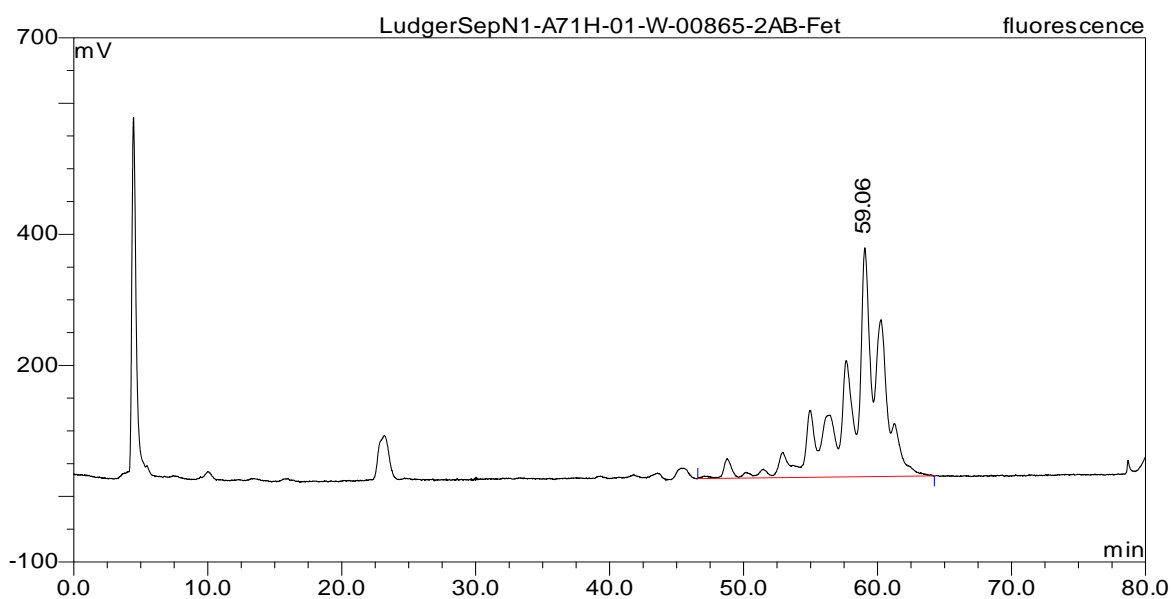


Figure 2 : HPLC Profile of 2AB Labeled Fetuin Glycans (Cat. No.CLIBN-FETUIN-01 Lot No. A6CK-01).

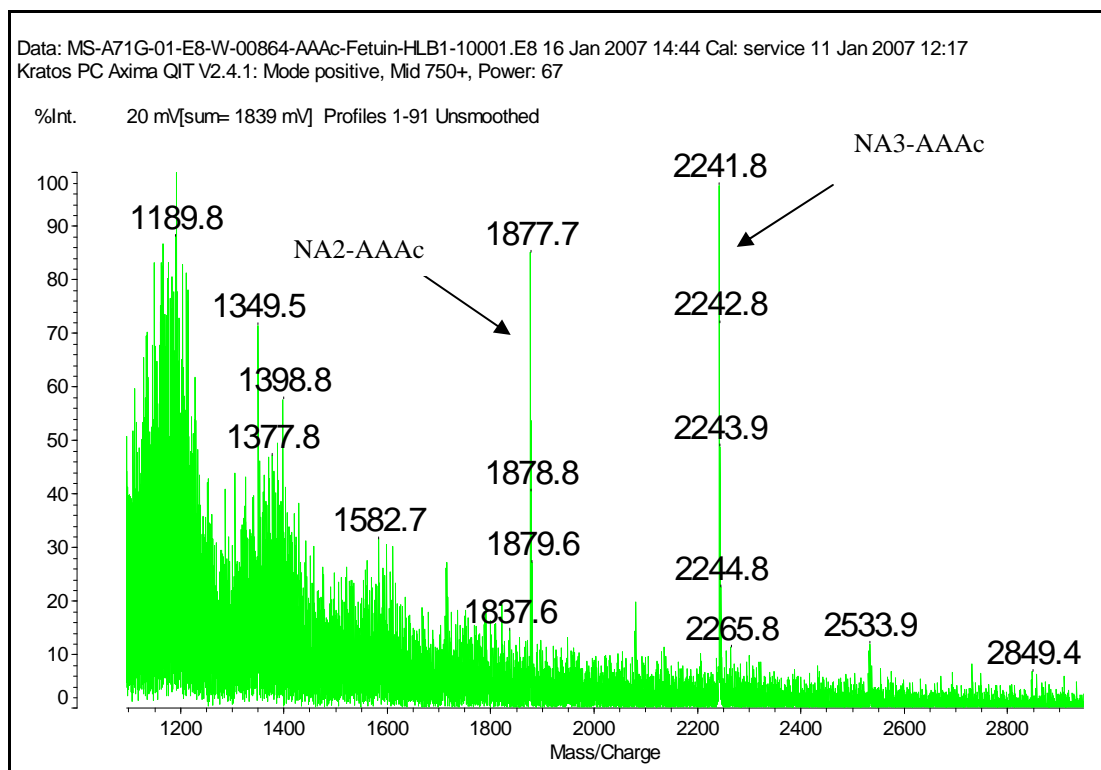
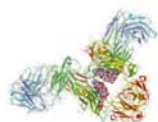


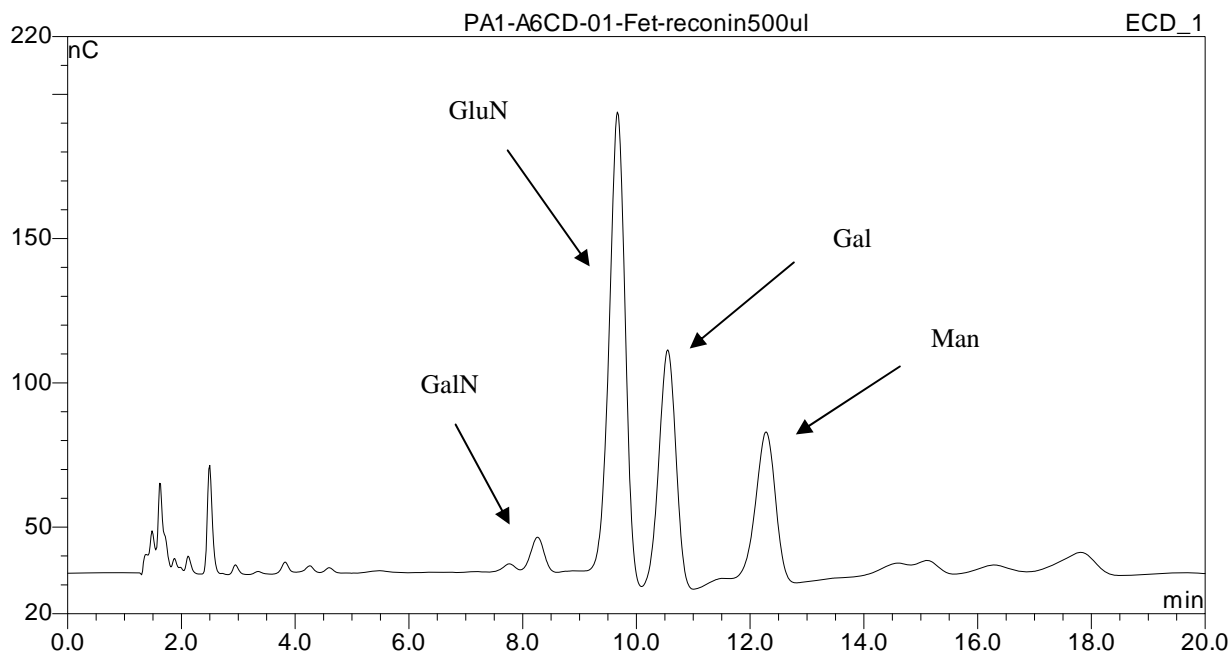
Figure 3 : MS Profile of AAAC Labeled Fetuin Glycans (Cat. No.CLIBN-FETUIN-01 Lot No. A6CK-01).

AAAC-NA2 mass expected about $1641.49(\text{NA2})+251(\text{AAAC})-16(\text{loss of O during coupling}) = 1876.49$

AAAC-NA3 mass expected about $2006.82(\text{NA3})+251(\text{AAAC})-16(\text{loss of O during coupling}) = 2241.8$



Ludger



Peak No.	Component Name	Retention Time	Area nC*min	Relative Area %	Height nC	Relative Height %
1	n.a.	8.27	2.973	2.83	11.575	3.76
2	n.a.	9.67	52.925	50.41	162.349	52.68
3	n.a.	10.55	28.424	27.07	82.553	26.79
4	n.a.	12.28	20.675	19.69	51.695	16.77

Figure 4: Neutral Monosaccharide Analysis of CLIBN-FETUIN-01 A6CK-01 by HPAE-PAD.